

**N.S.S. College of Commerce & Economics,
Tardeo, Mumbai -400034.**

**Analysis/ Interpretation of Student Satisfaction Survey Feedback for the
Academic Year 2020-21**

Interpretation /Analysis of feedback of Student Satisfaction Survey regarding Teaching-Learning, Evaluation and support services, which will help us to upgrade the quality of the institution.

Total 173 feedbacks have been collected from the B.Com and M.Com students as per the prescribed questions about Academic and Supporting Services given by the NAAC for the overall development of Students. It has been collected through online mode with pre designed structure questionnaire.

A. What degree program are you pursuing now?

72.3 percent feedback has been collected from B.Com and remaining 27.7 percent feedback collected from M.Com students on Student Satisfaction Survey students respectively.

B. Gender of the respondents

More than 60.1 percent feedback has been given by female students and 39.9 percent feedback has been given by Male students.

Interpretation: - It is indicated that majority of the female students are participated in Student Satisfaction Survey.

1. How much of the syllabus was covered in the class?

Majority of the 68.2 percent students are opinioned that more than 85 to 100 percent syllabus covered by the teaching faculty

11.6 percent students are opinioned that more than 70 to 84 percent syllabus covered by the teaching faculty

6.9 percent students are opinioned that more than 55 to 69 percent syllabus covered by the teaching faculty

8.7 percent students are opinioned that more than 30 to 54 percent syllabus covered by the teaching faculty

4.6 percent students are opinioned that below than 30 percent syllabus covered by the teaching faculty

Interpretation: - Form the above statistical analysis majority of the students are satisfied with syllabus covered by faculty

2. How well did the teachers prepare for the classes?

Majority 60.1 percent of the respondents are opinioned that teachers are prepared Satisfactorily for the classes.

Majority 35.3 percent of the respondents are opinioned that teachers are prepared thoroughly for the classes.

Interpretation: - It is indicated majority students are satisfied about teachers' preparation for the classes.

3. How well were the teachers able to communicate?

84.4 percent are opinioned that teachers are able to communicate effectively during the lectures or interaction with students.

Interpretation: - It is indicated that majority students are satisfied about teachers able to communicate.

4. The teacher's approach to teaching can best be described as

Almost 66.5 percent are indicating that teacher's approach to teaching can best.

Interpretation: - It is indicated almost 100 percent teacher's approach to teaching can best.

5. Fairness of the internal evaluation process by the teachers.

83.8 percent are showing the Fairness of the internal evaluation process by the teachers.

Interpretation: - It is indicated that the Fairness of the internal evaluation process by the teachers

6. Was your performance in assignments discussed with you?

Almost 80.9 percent students are opinioned that the teachers are discussed the performance of assignment of the students.

Interpretation: - It is indicated that almost 80.9 percent Fairness of the Assignment evaluation and feedback provided to the students.

7. The institute takes active interest in promoting internship, student exchange, field visit opportunities for students.

76.9 percent of the students are opinioned that the institute takes active interest in promoting internship, student exchange, field visit opportunities for the students.

Interpretation: - It is indicated that almost 76.9 percent students are satisfied with the institute takes active interest in promoting internship, student exchange, field visit opportunities for students

8. The teaching and mentoring process in your institution facilitates you in cognitive, social and emotional growth.

Majority of 165 students are opinioned that The teaching and mentoring process in your institution facilitates you in cognitive, social and emotional growth.

Interpretation: - It is indicated that almost 96 percent students are satisfied with the teaching and mentoring process in your institution facilitates you in cognitive, social and emotional growth.

9. The institution provides multiple opportunities to learn and grow.

Majority of 164 students are opinioned that The institution provides multiple opportunities to learn and grow.

Interpretation: - It is indicated that almost 95 percent students are satisfied with the institution provides multiple opportunities to learn and grow.

10. Teachers inform you about your expected competencies, course outcomes and programme outcomes

92.5 percent are favoured that Teachers inform you about your expected competencies, course outcomes and programme outcomes

Interpretation: - It is indicated that almost 92.5 percent students are satisfied with Teachers inform you about your expected competencies, course outcomes and programme outcomes.

11. Your mentor does a necessary follow-up with an assigned task to you

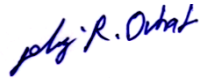
93.1 percent are favoured about mentor does a necessary follow-up with an assigned task to students.

Interpretation: - It is indicated that almost 93.1 percent students are satisfied with mentor does a necessary follow-up with an assigned task to students.


12. The teachers illustrate the concepts through examples and applications.

Majority 94.8 are favoured about The teachers illustrate the concepts through examples and applications

Interpretation: - It is indicated that almost 94.8 percent students are satisfied with the teachers illustrate the concepts through examples and applications


Dr.Dhiraj Ovhal
IQAC Coordinator




Dr.Shamim Sayed
I/C Principal

13. The teachers identify your strengths and encourage you with providing right level of challenges.

Majority of 95.9 percent are opinioned that teachers identify your strengths and encourage you with providing right level of challenges.

Interpretation: - It is indicated that almost 95.9 percent students are satisfied with teachers identify your strengths and encourage you with providing right level of challenges.

14. Teachers are able to identify your weaknesses and help you to overcome them.

Majority of 95.3 percent are opinioned that Teachers are able to identify your weaknesses and help you to overcome them

Interpretation: - It is indicated that almost 95.3 percent students are satisfied with Teachers are able to identify your weaknesses and help you to overcome them.

15. The institution makes effort to engage students in the monitoring, review and continuous quality improvement of the teaching learning process.

94.2 percent are opinioned that the institution makes effort to engage students in the monitoring, review and continuous quality improvement of the teaching learning process.

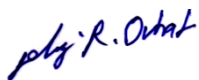
5.8 percent students are neutral to provide their feedback on this question.

Interpretation: - It is indicated that almost 94.2 percent students are satisfied with The institution makes effort to engage students in the monitoring, review and continuous quality improvement of the teaching learning process.

16. The institute/ teachers use student centric methods, such as experiential learning, participative learning and problem solving methodologies for enhancing learning experiences.

91.9 percent are favoured that The institute/ teachers use student centric methods, such as experiential learning, participative learning and problem solving methodologies for enhancing learning experiences.

Interpretation: - It is indicated that almost 91.9 percent students are satisfied with the institute/ teachers use student centric methods, such as experiential learning, participative learning and problem solving methodologies for enhancing learning experiences.



Dr. Dhiraj Ovhal
IQAC Coordinator





Dr. Shamim Sayed
I/C Principal

17. Teachers encourage you to participate in extracurricular activities.

93 percent are opinioned that Teachers encourage you to participate in extracurricular activities

6.4 percent are not given feedback on this question and kept themselves as neutral on this question

Interpretation: - It is indicated that almost 93 percent students are satisfied with the Teachers encourage you to participate in extracurricular activities

18. Efforts are made by the institute/ teachers to inculcate soft skills, life skills and employability skills to make you ready for the world of work.

94.5 percent are favoured about Efforts are made by the institute/ teachers to inculcate soft skills, life skills and employability skills to make you ready for the world of work.

Interpretation: - It is indicated that almost 94.5 percent students are satisfied with Efforts are made by the institute/ teachers to inculcate soft skills, life skills and employability skills to make you ready for the world of work.

19. What percentage of teachers use ICT tools such as LCD projector, Multimedia, etc. while teaching.

61.3 percent are opinioned that above 90% teachers use ICT tools such as LCD projector, Multimedia, etc. while teaching.

23.7 percent are opinioned that above 70-89% teachers use ICT tools such as LCD projector, Multimedia, etc. while teaching.

11 percent are opinioned that above 50-69% teachers use ICT tools such as LCD projector, Multimedia, etc. while teaching.

1.7 percent are opinioned that above 30-49% teachers use ICT tools such as LCD projector, Multimedia, etc. while teaching.

Interpretation:- It is indicated that almost all teaching faculty as an average more that 85 percent are using ICT tools such as LCD projector, Multimedia, etc. while teaching.

Dr. Dhiraj Ovhal

Dr.Dhiraj Ovhal
IQAC Coordinator



Dr. Shamim Sayed

Dr.Shamim Sayed
I/C Principal

20. The overall quality of teaching-learning process in your institute is very good.

Almost 95.4 percent are opinioned that overall quality of teaching-learning process in your institute is very good and 4 percent of students are not given feedback on this question and kept themselves as neutral on this question

Interpretation: - It is indicated that almost 95.4 percent students are satisfied with quality of teaching-learning process in institute is very good.

21. Give three observation / suggestions to improve the overall teaching – learning experience in your institution.

Majority of the students are satisfied with the steps and efforts are taken by the institute for the academic and overall development of the students.

Online Google forms

Total strength of students- 1000

Total number of students who responded- 173 (17.3 %)

Link: Survey forms and Google Sheets-class wise 173

ANALYSES OF STUDENTS SATISFACTION SURVEY 2020-2021

SR.NO	DESCRIPTION	PERCENTAGE
1.	The College takes active interest in promoting internship, and student exchange, opportunities for students	77%
2.	The teaching and mentoring process in the College helps you to grow socially and emotionally	56%
3.	The College provides a lot of opportunities to learn and grow.	64%
4	Teachers inform you about your expected competencies, course outcomes and program outcomes	76%
5	The teachers identify your strengths and encourages you to take challenges.	80.9%
6	The teachers identify your weaknesses and helps you to overcome	80%
7	The College helps you to improve your learning process	64%

8	The College makes efforts to inculcate soft skills, life skills and employability skills in you	76%
9	The overall quality of teaching learning process is very good in the College	69%
10	Learners are satisfied with syllabus covered in the classroom	68%
11.	Teachers prepared for the class thoroughly	60%
12.	Teachers communicate with students effectively	84%
13.	Teachers' approach described by learners as excellent	66%
14.	Teachers' encouragement to participate in extra-curricular activities	68%
15	Fairness of the internal evaluation process by the teachers.	84%
16.	Use of ICT tools such as LCD projector, Multimedia, etc. by teachers	61%
17.	The quality of teaching learning process in NSS College is very good	70%

Dr. Dhiraj Ovhal

Dr.Dhiraj Ovhal
IQAC Coordinator



Dr. Shamim Sayed

Dr.Shamim Sayed
I/C Principal